






 Southend 01702 553945
 Basildon 01268 858669
 Chelmsford 01245 807567
 Romford 01708 871224



Make a list

Making lists is a practical way to keep everything in order and there are many lists that you can create, from a packing order, to what will be going in each box. Create pages with numbers and these can then be taped on boxes that have been filled. Keeping a notebook you can check off, an order in which everything will be unpacked.

HCS Tip 1

Start packing as soon as you know you are going to move, taking your time is essential to keeping things in order and to avoid breaking anything. If you think the job of packing is too much for you to handle, get [HCS Removals and Storage](#) to do it for you.

HCS Tip 2

Pack the things that you use less frequently first. This way, you won't be hunting through boxes that you have already sealed to find something you need.

HCS Tip 3

Mark your boxes containing breakables with "fragile," use shredded paper, plain paper and bubble wrap to protect items and pack them up tightly in the boxes.



Have plenty of supplies available

[HCS Removals and Storage](#) can supply plenty of packing materials at affordable rates that will make things easier when you are trying to get organized. Packing materials you need include:

- Boxes (plenty of them!) **FREE** starter pack
- Packing tape - one **FREE**
- Packing paper
- Bubble wrap
- Shredded paper **FREE**
- Black sacks (for soft items)
- Pre-printed labels (supplied by [HCS](#))

HCS Tip 4

Clothing should be left on the hangers and placed in special wardrobe boxes that have places for the hangers to sit on, these are provided on the day of your removal **FREE** from **HCS Removals and Storage**.



Prepare a cleaning kit

Before you start packing, create a cleaning kit. This kit should consist of paper towels, all purpose cleaner, and glass cleaner. This way, you can clean items as you pack them and you will have less to do when you get to your new location.



Electricity and phone service

Before you relocate make sure the electricity, water, gas, and phone services are turned on in your new location. This way, you will be able to continue with your life smoothly.

HCS Tip 5

Any good moving guide suggests unpacking the essentials, such as toilet paper, bedding, and dishes first and any good removal team will always say the kettle is the first essential item.

Moving can be a difficult process, but **HCS Removals and Storage Company** are here for you. If you follow these moving tips you will be more organized and save time. If you prepare properly for packing and moving, you will be able to get to your new location with a minimum amount of trouble.



Book your **FREE** Quotation by phone or email enquiries@hcsremovals.com



Book your moving date with **HCS Removals and Storage Company**